






# How to tie a *Full Winsor* knot




**1** Put the tie around your neck and cross the longer end over the shorter end




**2** Take the longer end back under the shorter end




**3** Bring the longer end up and through the neck loop



**4** Now bring the longer end up and back through the neck loop again



**5** The resulting knot after following actions 1 to 4 will appear as shown above



**6** Now take the longer end back over the shorter end, then through the neck loop



**7** Pull the longer end through the loop it created in action 6



**8** Hold the short end, and with your other hand, gently pull the knot up to the collar