





How to tie a *Scrunch* Cravat




1 Put the cravat around your neck and cross the longer end over the shorter end



2 Take the longer end back under the shorter end...



3 ...and then bring it back over the shorter end again




4 Now bring the longer end up through the neck loop and pull it through the loop it has just made



5 Hold the short end, and with your other hand, gently pull the knot up to the collar




How to tie a *Traditional* Cravat




1 Put the cravat around your neck and cross the longer end over the shorter end




2 Take the longer end back under the shorter end...



3 ...and then bring it back over the shorter end again



4 Now bring the longer end 'up' and 'through' the neck loop.



5 Hold the short end, and with your other hand, gently pull the knot up to the collar